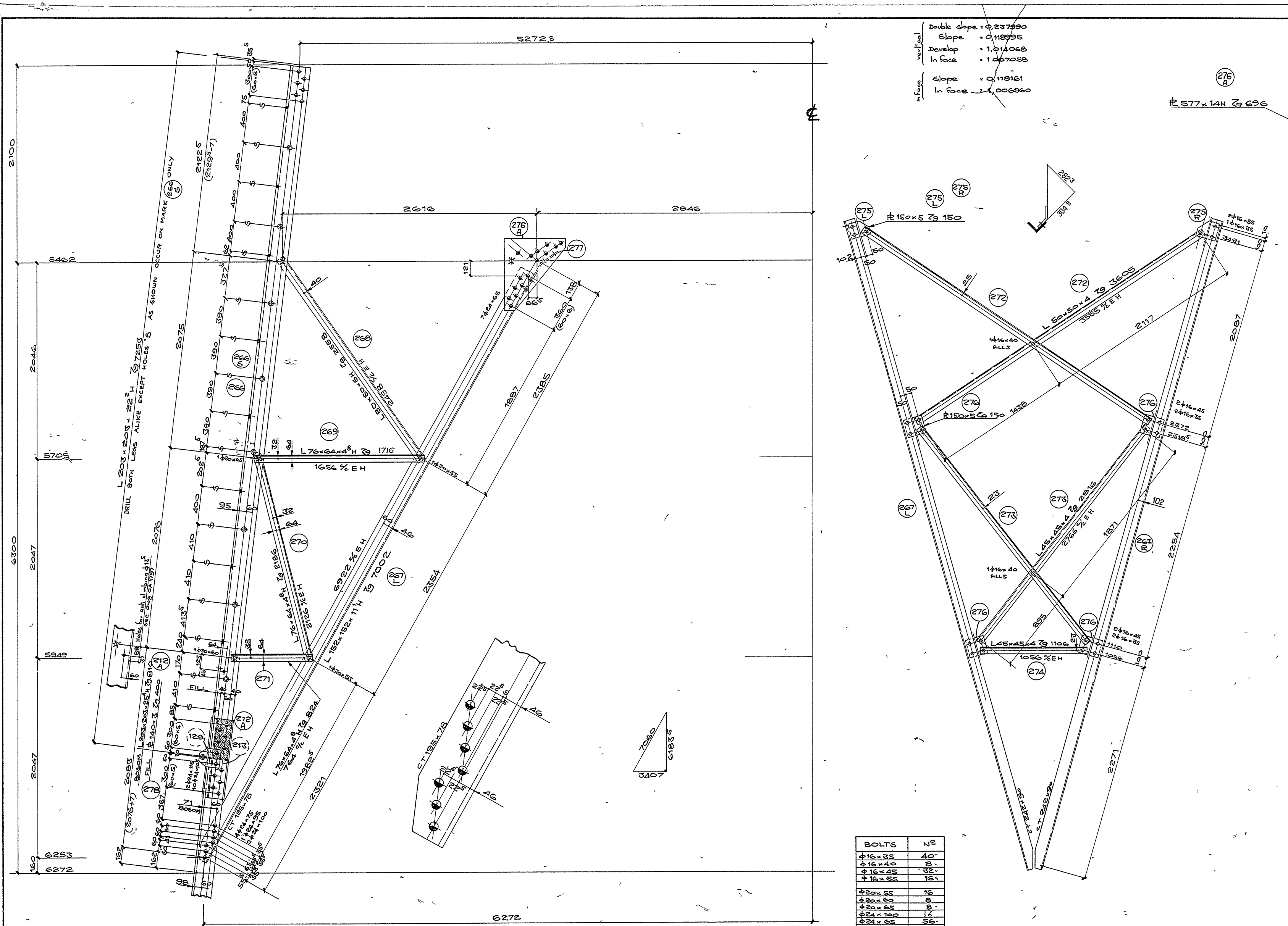

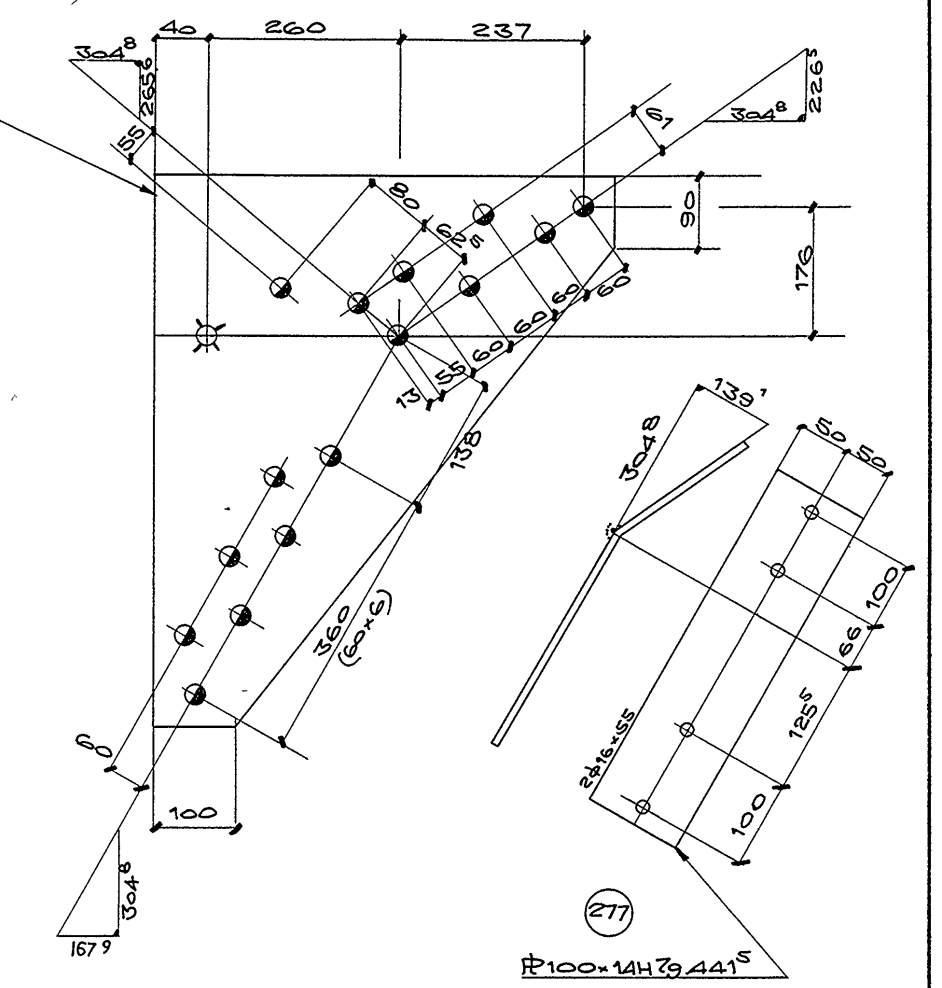

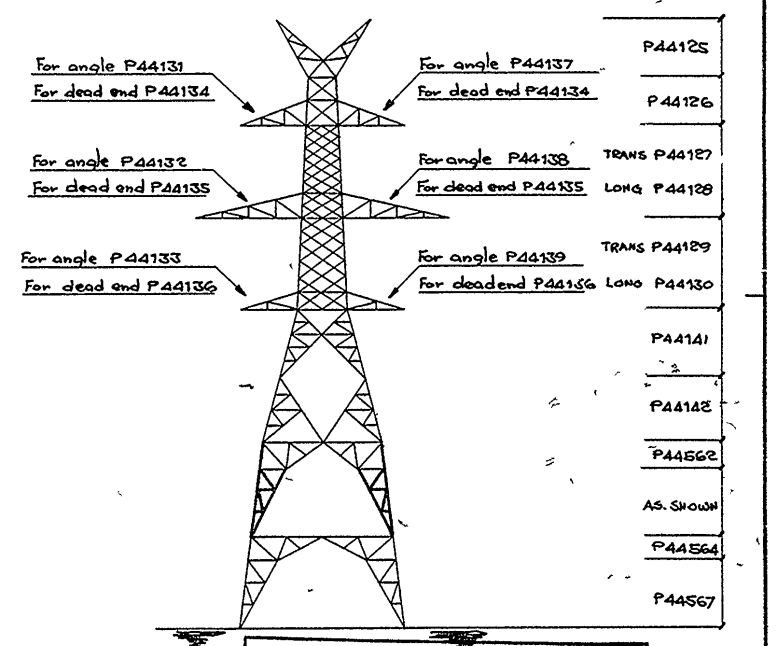

ΙΔΙΟΚΤΗΣΙΑ ΔΕΗ

BOLTS	Nº
Φ16×35	40
Φ16×40	8
Φ16×45	32
Φ16×55	16
Φ20×55	16
Φ20×60	8
Φ20×65	8
Φ24×100	16
Φ24×65	56
Φ24×75	32
Φ24×105	92
Φ24×115	4
Φ24×95	8
Step bolts	18

~ NOTES ~

1- For general notes see dwg P44125 –
2- o 17^5 mm dia holes for 16mm dia bolts cutedge 25mm unless noted –
3- ¤ 21^5 mm dia holes for 20mm dia bolts cutedge 30mm, " "
4- • 26mm dia holes for 24mm dia bolts cut edge 40mm " "
5- ◎ 17^5 mm dia holes for step bolts US01 –
6- Provide step bolts on two diagonally legs for boll 12170 ←
and for supplement number 8 of boll 10650.–

DD 10650

C

266 – 278

Boll 12170
Boll 10650

MODIFICHE	Data	Firma
h		
g		
f Αλλαγή στοιχείων πίνακα κοχλιών	19/1/92	
e No shop revision (LE)	7-10-70	
d Revised note for step bolts	4-14-70	
c Modified mark 212A for Boll 12170 & hole G	31-3-70	
b No shop revision LECCO	2/2/69	
a Cheked Revision	June 25 GB	

SAE
SOCIETÀ ANONIMA ELETTRIFICAZIONE
S.p.A. - MILANO

PUBLIC POWER CORPORATION
- GREECE -
380kV Acheloos Athens Trans Line
380kV Salonica-Ptolemais & Pallini Lavrion

TYPE Z5. TOWER
STRAIN & DEAD END TOWER

LOWER PORTION OF BODY EXT +8

Disegnatore	Chiarotti	SCALA: 1 : 15	DATA April 30-68
Approvazione			
Visto	Filippi	P44563 abcdef	
Controllo	VASSECCHI		